



ZERO-EMISSION VEHICLE MARKET METRICS SNAPSHOT — Q3 2022

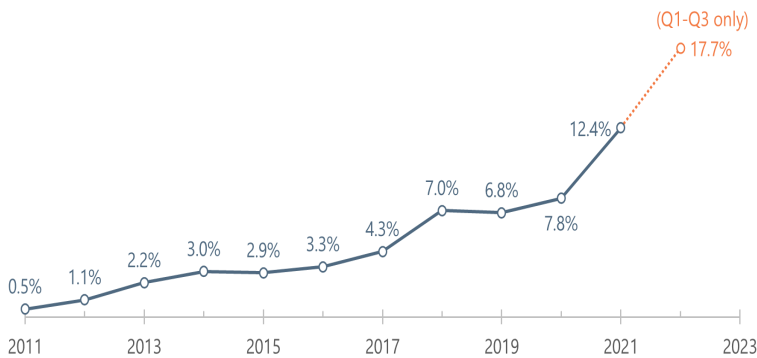
This snapshot collects high-level metrics to provide an overview of California's ZEV market and track progress toward state targets. It will be adjusted as needed to capture market trends. Click images and links to access data sources.

VEHICLES

Light-Duty Passenger Vehicles

Target: 100% passenger car market share by 2035

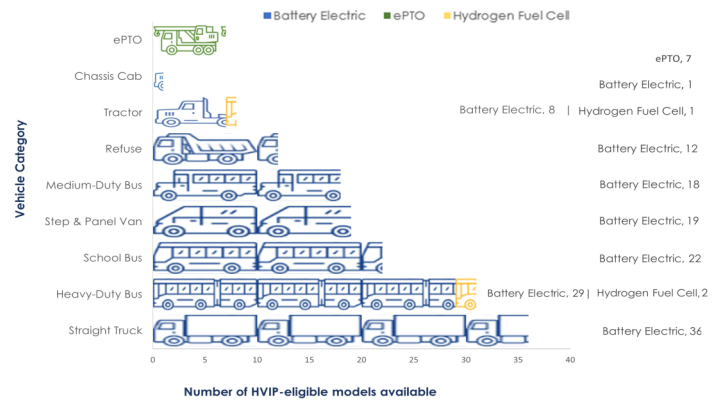
California Light-Duty ZEV Market Share, 2011 to Q3 2022



Medium & Heavy-Duty Vehicles

Target: 100% of vehicles in the state are ZEVs by 2045

HVIP-Eligible Medium- and Heavy-Duty ZEV Models Available



Targets: 1.5 million ZEVs by 2025 | 5 Million by 2030

- ◆ **115** light-duty ZEV models available¹
- ◆ **1.3 million+** ZEVs sold in CA to date²

Data:
 - 1. [Veloz Q3 Electric Vehicle Market Report](#)
 - 2. Chart and Sales data from California Energy Commission ZEV Statistics Dashboard: [New ZEV Sales in California](#), last updated September 30, 2022.

- ◆ **155** HVIP-eligible models available
- ◆ **+211** more zero-emission buses in CA in 2021 than 2020—largest increase in the nation³

Data:
 - Chart based on [CA HVIP Eligible Vehicle Catalog](#), Retrieved Dec. 2022.
 - 3. [CALSTART Zeroing in on ZEVs report 2021](#)

END USER

Voucher & Rebate Programs

493,568

Clean Vehicle Rebate Project Rebates issued over life of program—with **32.6%** of funds going to priority communities.

Data: [Clean Vehicle Rebate Project Rebate Statistics](#), Updated October 2022

9,382

ZEV rebates issued through Clean Cars 4 All from June 1, 2015 through June 30, 2022

Data: [EFMP Scrap & Replace and CC4A Summary Report](#), Updated June 2022

7,663

vouchers issued for zero-emission trucks, buses, and off-road equipment through HVIP and CORE

Data: [CORE Voucher Funding Map](#), [HVIP Voucher Data](#), Updated December 2022

Consumer Awareness & Experience

50%

of Californians surveyed in 2022 said they would “definitely” or “seriously” consider buying or leasing a BEV today — compared to **36%** of Americans nationwide.



Data: [Consumer Reports Battery Electric Vehicles & Low Carbon Fuel Survey](#). California results were presented to GO-Biz and other state agencies in Nov. 2022.



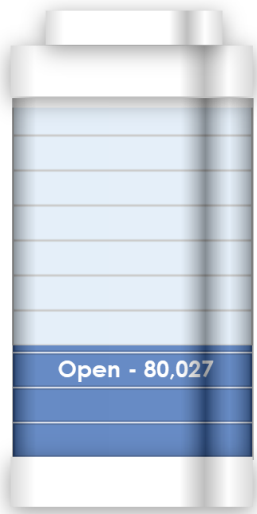
ZERO-EMISSION VEHICLE MARKET METRICS SNAPSHOT — Q3 2022

The infrastructure targets below were established by Executive Order B-48-18 in 2018. Funding sources to meet these targets include private capital, settlement investments, investments by utilities, Clean Transportation Program funding, and general fund allocations in the state budget.

INFRASTRUCTURE

EV Charging

Target: 250,000 EV charging stations by 2025



100%
of target funded

32%
of target completed

Hydrogen Refueling

Target: 200 hydrogen refueling stations by 2025



100%
of target funded

31%
of target completed

Data: [California Energy Commission Zero-Emission Vehicle and Infrastructure Statistics](#). Updated December 2022.

WORKFORCE

ZEV jobs in California span manufacturing, research, design, sales, service, and more. The numbers below are not exhaustive, but capture a significant subset of the ZEV workforce: manufacturing and EV charger installation.



55
ZEV-related manufacturing companies are based in California¹



15,000+
California jobs are in ZEV manufacturing²

2,733
contractors and electricians have been approved through the [Electric Vehicle Infrastructure Training Program \(EVITP\)](#) to install EV charging infrastructure³

Data: 1. California Energy Commission. [ZEV-Related Manufacturing](#). Retrieved Dec. 2022 | 2. Atlas Public Policy. [EV Hub Automakers Dashboard](#). Retrieved Dec. 2022. 3. Data provided to GO-Biz by EVITP in Dec. 2022.